

WORKSHOP 1

INCLUSIVE EDUCATION FROM RIGHT TO REALITY : IS LEGISLATION ENOUGH TO EMPOWER FAMILIES ?

The Convention on the **Rights of People with Disabilities**, adopted on 13 December 2006 during the 61st session of the United Nations International Assembly, together with its optional protocol, is the first binding legal instrument, ratified, as well as by Italy, by the Union European.

The UN Convention on the Rights of Persons with Disabilities

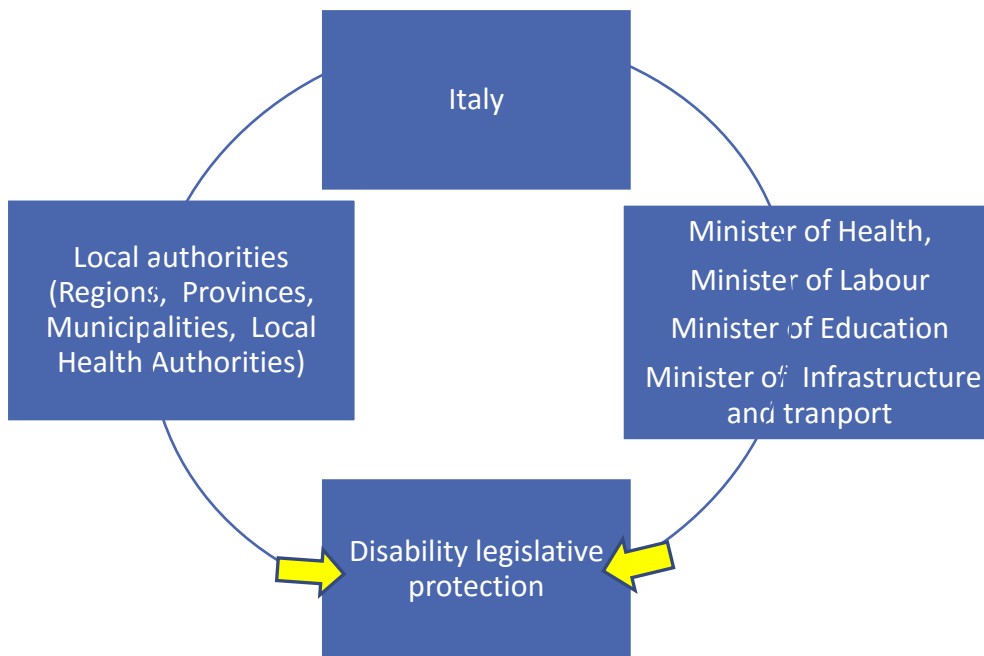
☞ has been ratified **by Italy with l. March 3, 2009, n. 18**, and

☞ led to the creation of the **National Observatory on** the condition of persons with disabilities (OND),

☞ which aims to promote **the full integration of people with disabilities**, in implementation of the principles established by the Convention and those indicated by l. February 5, 1992, n. 104.

The **new vision of society based on respect for human rights** includes particular attention and **care for the construction of an inclusive education system at all levels**, involving the whole community

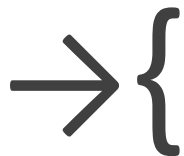
Law n. 104/1992



D.M. 5569 dated 2011

Guidelines and rights to study

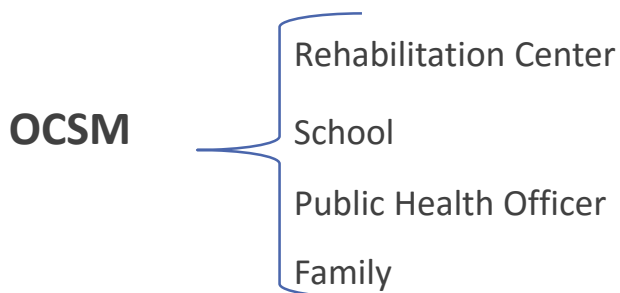
Students with DSA (Specific Learning Disabilities) – **27/12/2012 BES**
(Special Educational Needs)



WELFARE **GOAL** TO ENHANCE LEVEL

D.lg 66/2017 set-up the personal role of **the special teacher** and prepares selection and training for the special teacher and takes **into account extra-school activities** (for example trips)

- **Training for** special teacher – minimum 300 hours, finally an exam
- **Art.16** it is granted a **school frequency** for a period of time not lower than **30 days with residential lessons** for students who have to stay home.
- Territorial organizations of **interinstitutional** workings groups



Tailor made goal – define **quantity and quality** of scholastic support intervention

Operative procedure

School insertion is in charge of the scholastic manager who brings together different figures of social coordination who deliberate material and aids and for each student and draw up PEI (Individual educational project).

School population. Pupils with disabilities. Kindergarten

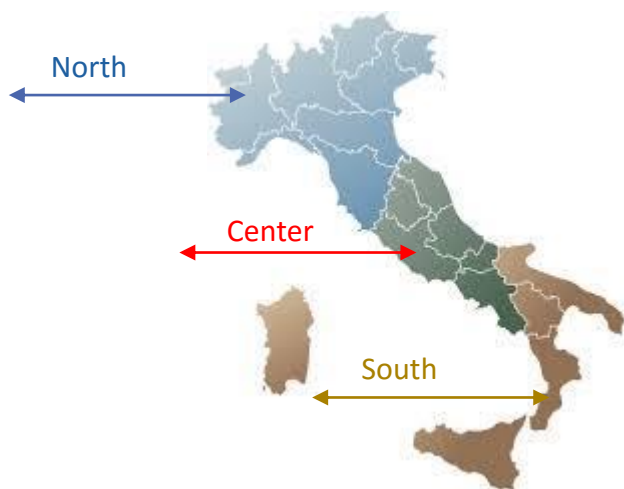
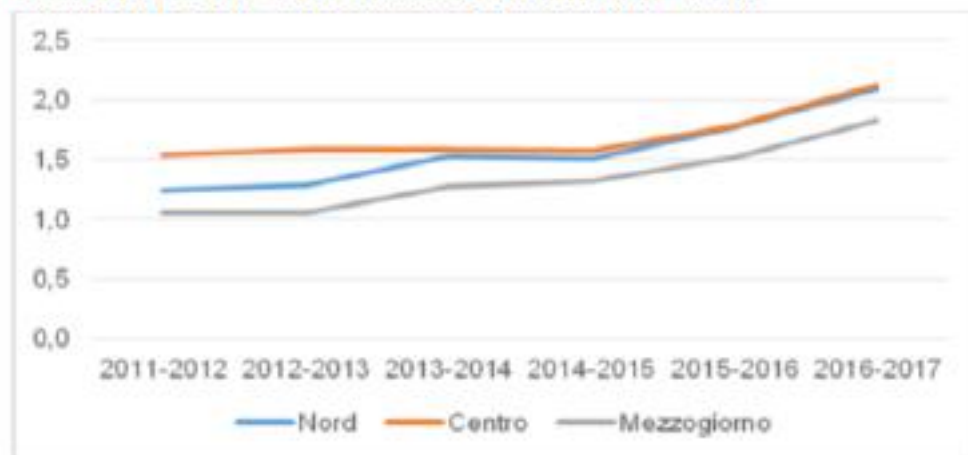


Grafico n. 1 - Alunni diversamente abili. Scuola infanzia



Total 2016 – 2017 = 19.341

Students with disabilities. Primary school

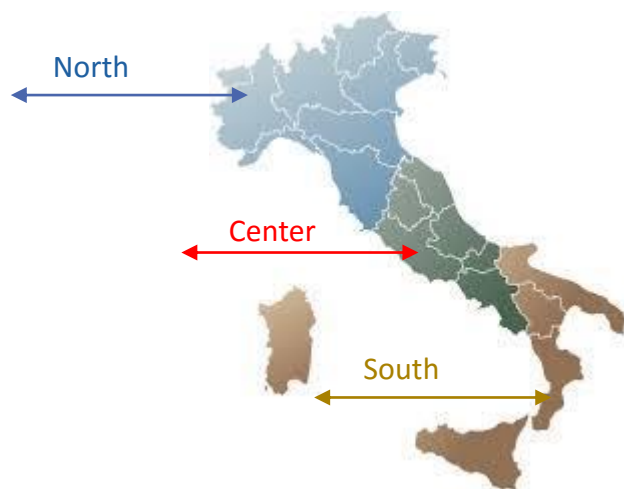
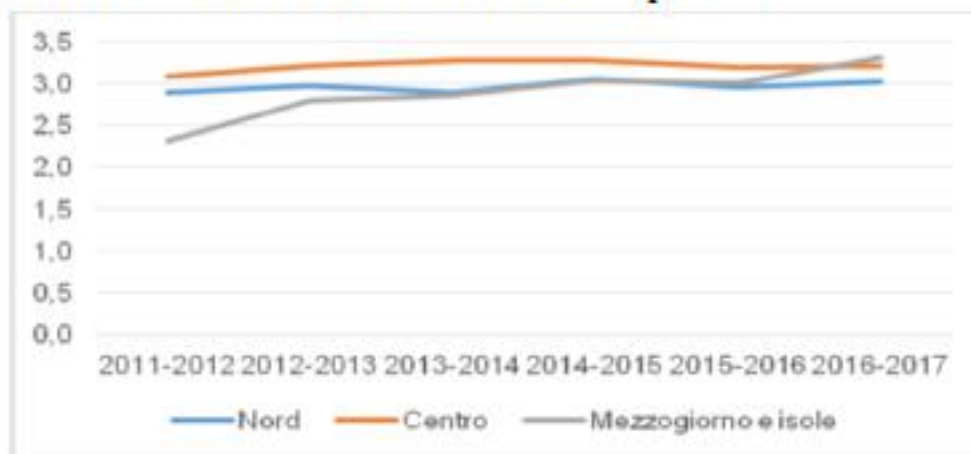


Grafico n. 2 - Alunni diversamente abili. Scuola primaria



Total 2016 – 2017 = 81.317

Students with disabilities. Middle school.

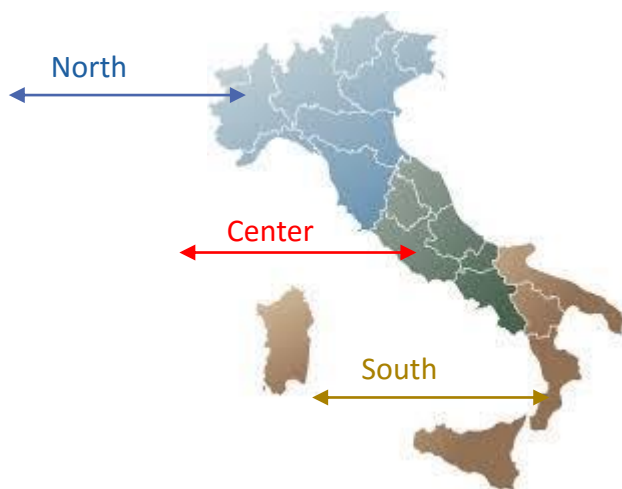
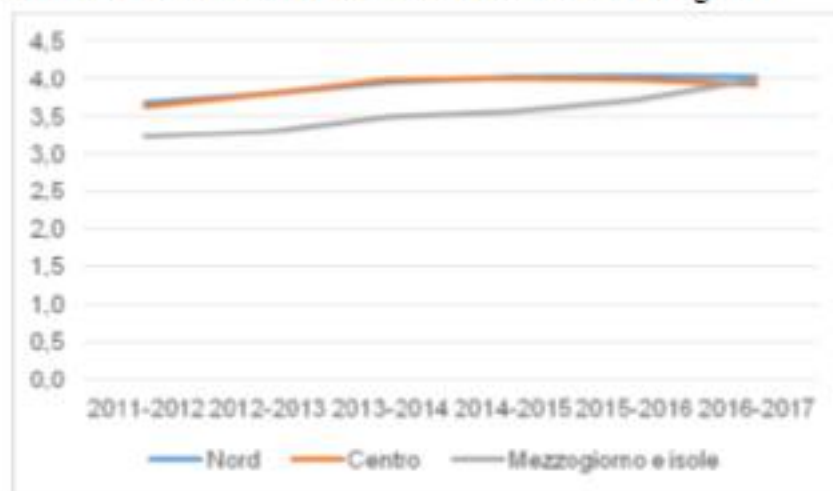


Grafico n. 3 - Alunni diversamente abili. Scuola di I grado



Total 2016 – 2017 = 65.227

Students with disabilities. High school.

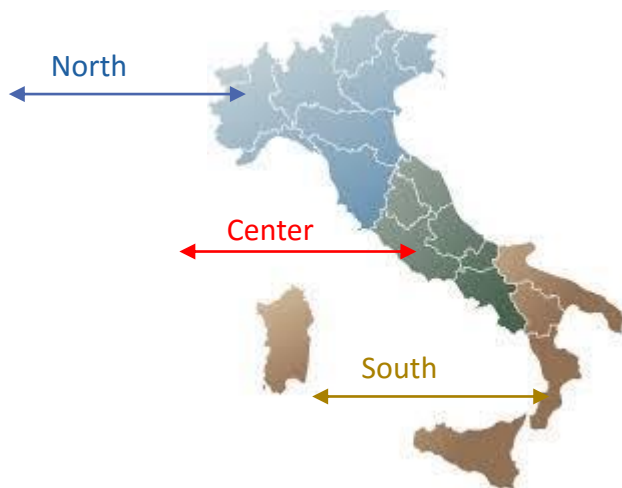
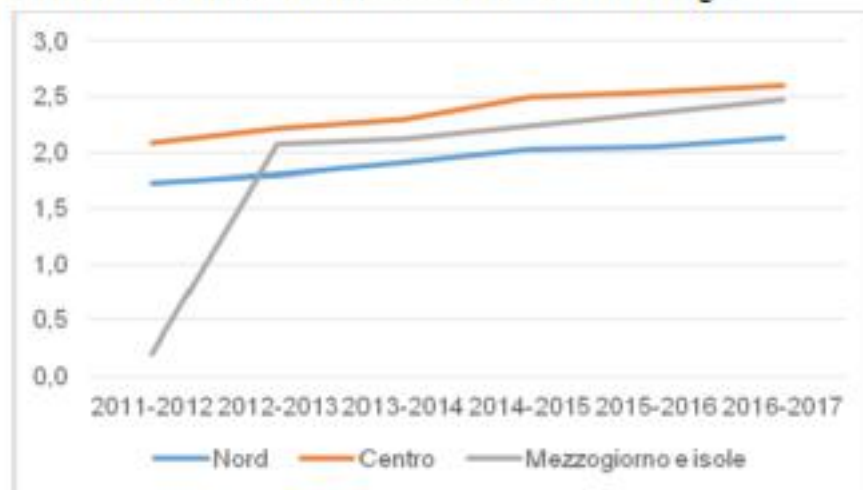


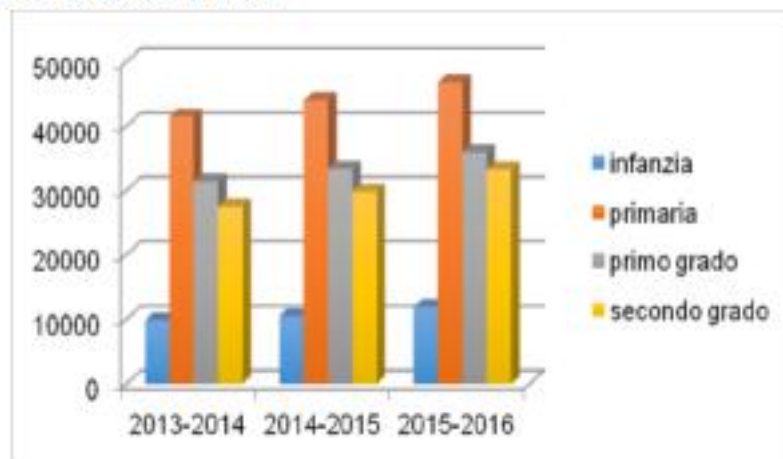
Grafico n. 4 - Alunni diversamente abili. Scuola di II grado



Total 2016 – 2017 = 61.880

Numbers of special teachers. Scholastic years 2013-2014, 2014-2015, 2015-2016

Grafico n. 5 - Organico docenti di sostegno. Anni scolastici 2013-2014, 2014-2015, 2015-2016



Total 2015 – 2016 = 127.941

Total interinstitutional to train special teacher.

| YEAR | TOTAL IN EURO |
|------|---------------|
| 2012 | 725.494,00 |
| 2013 | 1.039.991,00 |
| 2014 | 849.720,00 |
| 2015 | 936.965.00 |
| 2016 | 956,792.00 |
| 2017 | 941.172,00 |

Total expenses 2012 /2017

to integrate students with disabilities

€ 42,4 millions

of which about **€ 6 millions**

for skills and information technology

Number of students with disabilities who received a certificate for the for the school year of achievement, education cycle and region

Tabella n. 31 - Numero di alunni disabili che hanno ricevuto un attestato per anno scolastico di conseguimento, ciclo di istruzione e regione

| Anni scolastici | Regione | I ciclo | II ciclo | Totale |
|-----------------|---------------|--------------|------------|--------------|
| 2013-2014 | Calabria | 254 | 58 | 312 |
| | Campania | 722 | 131 | 853 |
| | Puglia | 623 | 129 | 752 |
| | Sicilia | 519 | 68 | 587 |
| | Totale | 2.118 | 386 | 2.504 |
| 2014-2015 | Calabria | 23 | 18 | 41 |
| | Campania | 72 | 64 | 136 |
| | Puglia | 53 | 19 | 72 |
| | Sicilia | 85 | 31 | 116 |
| | Totale | 233 | 132 | 365 |
| 2015-2016 | Sicilia | 0 | 4 | 4 |
| | Totale | 0 | 4 | 4 |

Special attention to those Italian areas with a major socio-economic gap (Calabria, Campania, Puglia, Sicilia)

Fonte: dati Miur-Direzione generale per gli interventi di edilizia scolastica, per la gestione dei fondi strutturali per l'istruzione e per l'innovazione digitale.

Target 2016-2020

Inclusive education means equality, no discrimination, promotion of civic rights and mutual understanding of democratic value.